

## Norte vs Sur

on

sábado 14 enero 2017

at

scored by  
match umpire(s)  
match referee(s)  
player of the match

**Norte won by 3 wickets**

Team **Norte**  
Score **197 for 7**  
Overs **49.2**  
Players **Pedro Arrighi**  
**Steven Nino**  
**Pedro Baron (wk)**  
**Pablo Ferguson**  
**Ambrish**  
**Alejandro Ferguson (wk)**  
**Chandra Mohan**  
**Nicolas Schulte**  
**Gary Savage**  
**Joe Sutton**  
**Jon Hurley**

Team **Sur**  
Score **194 for 10**  
Overs **42.1**  
Players **Matias Paterlini**  
**Lautaro Musiani**  
**David Mauro**  
**Martin Siri**  
**Hernan Williams (wk)**  
**Pedro Bruno**  
**Ramiro Escobar**  
**Dan Sutton**  
**Hassan**  
**Jim Monkhouse**  
**Sergio Arvallo**

# Norte vs Sur

## Sur INNINGS

Venue

Toss won by: Norte

sáb 14-ene-2017

BATSMAN	RUNS	HOW OUT	R	B	M	0s	1s	2s	3s	4s	5s	6s	SS	SR
1 Matias Paterlini	...1...1...2...4...2...14...2...1...11...2... 2...W	c Steven Nino b Pedro Arrighi	24	60	93	47	6	5		2			22%	40.0
2 Lautaro Musiani	...2...2...22...1W	b Gary Savage	9	20	27	15	1	4					25%	45.0
3 David Mauro (LHB)	...4...4W	lbw b Gary Savage	8	7	9	5				2			29%	114.3
4 Martin Siri	...4...21...4.1.4...24...6...1W	c Jon Hurley b Pedro Arrighi	29	33	37	23	3	2		4	1		30%	87.9
5 Hernan Williams (wk)	...4...2...41...412.11...111.1121161...1...W	st Alejandro Ferguson b Jon Hurley	37	45	59	25	13	3		3	1		44%	82.2
6 Pedro Bruno	...1...2...1...4.4.111.24...1...1-	run out (Chandra Mohan)	23	31	21	19	7	2		3			39%	74.2
7 Ramiro Escobar	...1214...1...W	c Alejandro Ferguson b Pedro Arrighi	9	15	12	10	3	1		1			33%	60.0
8 Dan Sutton	...2...1...4.W	c Alejandro Ferguson b Chandra Mohan	7	19	22	16	1	1		1			16%	36.8
9 Hassan	1...1W	b Jon Hurley	2	8	5	6	2						25%	25.0
10 Jim Monkhouse	1.1...1...1W	c Alejandro Ferguson b Chandra Mohan	4	11	18	7	4						36%	36.4
11 Sergio Arvalo	...2	not out	2	5	4	4		1					20%	40.0
42.1 OVERS			EXTRAS: 40 (35wd 2nb 3lb 0b 0p)			TOTAL			194			RUNS		

FOW	1	2	3	4	5	6	7	8	9	10
SCORE	32	46	94	117	165	175	175	180	190	194
OUT	Lautaro Musiani	David Mauro	Martin Siri	Matias Paterlini	Pedro Bruno	Ramiro Escobar	Hernan Williams	Hassan	Dan Sutton	Jim Monkhouse
OVER	8.1	10.2	18.1	22.6	31.2	34.5	35.1	37.1	40.3	42.1
P'SHIP	32	14	48	23	48	10	0	5	10	4

BOWLER	1	2	3	4	5	6	7	8	9	10	11	12	13	14	15	O	M	R	W	WD	NB	ECON	
Gary Savage	R	1	4	4	4	8	2																
	W				1	1											7		32	2	7	2	4.57
	WD	2		1	1	3																	
Jon Hurley	R	1	6	3	5	2	4	7	1	3	4												
	W								1	1													
	WD	1								1							10		38	2	2		3.80
Chandra Mohan	R		2	5	1	1																	
	W	3	1	1	3	1	1																
	WD																5		18	2	9		3.60
Joe Sutton	R	3	10	7																			
	W																						
	WD	2	1	6																			
Pedro Arrighi	R		4	5	2	8	7	9	3	1	1												
	W	1		1		2																	
	WD	1		1							2						10	1	45	3	6		4.50
Pablo Ferguson	R	4	2	6	5	2	5	3															
	W																						
	WD	1		1																			

# Norte vs Sur

## Norte INNINGS

Venue

Toss won by: Norte

sáb 14-ene-2017

BATSMAN	RUNS	HOW OUT	R	B	M	0s	1s	2s	3s	4s	5s	6s	SS	SR
1 Pedro Arrighi	....1...1...4.....2.....1.1..2.41.W	b Hassan	17	41	40	32	5	2		2			22%	41.5
2 Steven Nino	.....1.2....W	b Hassan	3	19	28	17	1	1					11%	15.8
3 Pedro Baron (wk)	...1...1.2....W	b Dan Sutton	4	15	18	12	2	1					20%	26.7
4 Pablo Ferguson	1.....1...1...2.....4.22.4114.211.....31.11 .....11W	c Dan Sutton b Lautaro Musiani	35	63	106	43	12	4	1	3			32%	55.6
5 Ambrish	...11...1.....W	b Hassan	3	17	23	14	3						18%	17.6
6 Alejandro Ferguson (wk)	.....4264.4...11...1...1.....1.4...1..1.12..... 1.1314.21.21..W	c David Mauro b Matias Paterlini	50	70	78	46	13	4	1	5	1		34%	71.4
7 Chandra Mohan	.....1..1.2....W	c Dan Sutton b Matias Paterlini	4	17	20	14	2	1					18%	23.5
8 Nicolas Schulte	...11.1.1...1...11....21.4	not out	14	26	36	16	8	1		1			38%	53.8
9 Gary Savage														
10 Joe Sutton	..4...2.211.2211..1...1...211	not out	22	29	21	15	8	5		1			48%	75.9
11 Jon Hurley (LHB)														
49.2 OVERS			EXTRAS: 44 (39wd 0nb 1lb 4b 0p)			TOTAL			197			RUNS		

FOW	1	2	3	4	5	6	7	8	9	10
SCORE	21	30	37	55	139	152	156			
OUT	Steven Nino	Pedro Arrighi	Pedro Baron	Ambrish	Pablo Ferguson	Alejandro Ferguson	Chandra Mohan			
OVER	8.3	10.2	13.3	18.6	35.3	38.5	40.6			
P'SHIP	21	9	7	18	83	13	4			

BOWLER	1	2	3	4	5	6	7	8	9	10	11	12	13	14	15	O	M	R	W	WD	NB	ECON	
Jim Monkhouse	R	1	4	2													4	1	12		5		3.00
	W																						
	WD	1		4																			
	NB																						
David Mauro (RM)	R	1		3	1	7											5	1	17		5		3.40
	W																						
	WD	2		1	2																		
	NB																						
Hassan	R	1	2	2	2	1		4	8	1	3						10		31	3	7		3.10
	W	1	1																				
	WD					2		1	2		1												
	NB																						
Dan Sutton	R	1	1	3			16	6	3	4	7						10	1	54	1	13		5.40
	W		1																				
	WD	1			8			1		3													
	NB																						
Sergio Arvallo	R	3		2	4												4		15		6		3.75
	W																						
	WD	3	2	1																			
	NB																						
Lautaro Musiani	R	7	1	4	4	2	5	4	4								7.2		31	1			4.33
	W						1																
	WD																						
	NB																						
Matias Paterlini	R	2	2	7	1	1	5	3	4	3							9		31	2	3		3.44
	W				1	1																	
	WD						2		1														
	NB																						

# Norte vs Sur

## Sur INNINGS

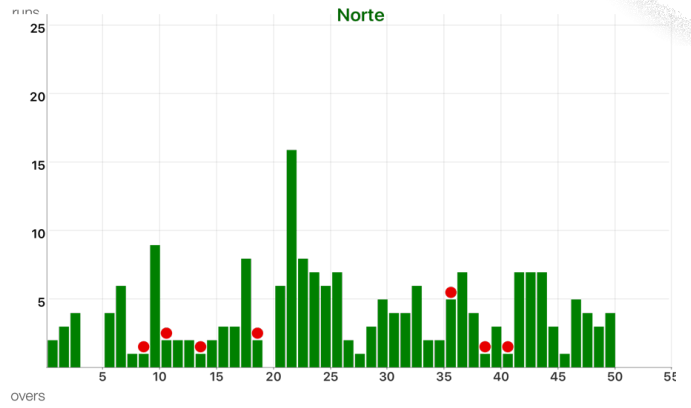
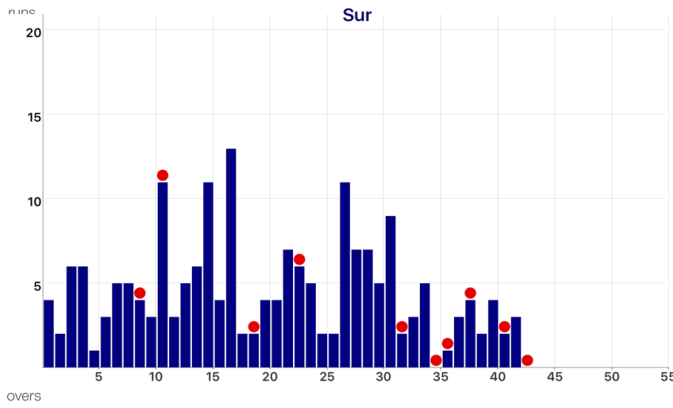
O	RUNS	WKT	BOWLER	BALL BY BALL
1	4	0	Gary Savage	. 1lb 1wd . 1wd . . 1
2	6	0	Jon Hurley	. . 1wd . . . 1
3	12	0	Gary Savage	. . 2 1-1nb 2 . .
4	18	0	Jon Hurley	. 4 . 2 . .
5	19	0	Gary Savage	. . . . 1wd . .
6	22	0	Jon Hurley	. . 1 2 . .
7	27	0	Gary Savage	4 . 1wd . . . .
8	32	0	Jon Hurley	2 2 . . 1 .
9	36	1	Gary Savage	W . . 4 . .
10	39	1	Chandra Mohan	. 1wd . 1wd 1wd . . . .
11	50	2	Gary Savage	1wd 4 1wd 1wd W . . . 4
12	53	2	Chandra Mohan	. . . . 1wd 2 .
13	58	2	Joe Sutton	. 1wd . 2 1 1wd . .
14	64	2	Chandra Mohan	. . 1wd . 4 . 1
15	75	2	Joe Sutton	. 4 1wd . . 2 4
16	79	2	Chandra Mohan	1wd 1 1wd 1wd . . . . .
17	92	2	Joe Sutton	1wd . . 1wd 1 1wd 1wd . 6 1wd 1wd .
18	94	2	Jon Hurley	1 . . . 1 .
19	96	3	Pedro Arrighi	W . . 1wd 1lb . .
20	100	3	Jon Hurley	. . 4 . . .
21	104	3	Pedro Arrighi	2 . . . 2 .
22	111	3	Jon Hurley	. 2 . . 4 1
23	117	4	Pedro Arrighi	. . 4 1 1wd . W
24	122	4	Pablo Ferguson	2 1wd . 1 . . 1
25	124	4	Pedro Arrighi	. . 2 . . .
26	126	4	Pablo Ferguson	1 . . 1 . .
27	137	4	Pedro Arrighi	. 1wd 1wd . 4 . 4 1lb
28	144	4	Pablo Ferguson	1 1 1wd 1 1 1 1
29	151	4	Pedro Arrighi	. 1 . 2 4 .
30	156	4	Pablo Ferguson	1 . 1 2 1 .
31	165	4	Pedro Arrighi	1 . . 1 6 1
32	167	5	Pablo Ferguson	. W 1 . . 1
33	170	5	Pedro Arrighi	2 1 . . . .
34	175	5	Pablo Ferguson	4 . . . 1 .
35	175	6	Pedro Arrighi	. . . . W .
36	176	7	Jon Hurley	W 1 . . . .
37	179	7	Pedro Arrighi	. 1wd . . . . 1wd 1
38	183	8	Jon Hurley	1wd W 1 2 . . .
39	185	8	Gary Savage	. 1 . . 1 .
40	189	8	Jon Hurley	. . . . 4 .
41	191	9	Chandra Mohan	. 1 W . . 1wd .
42	194	9	Pablo Ferguson	. . . 1 . 2
43	194	10	Chandra Mohan	W

## Norte INNINGS

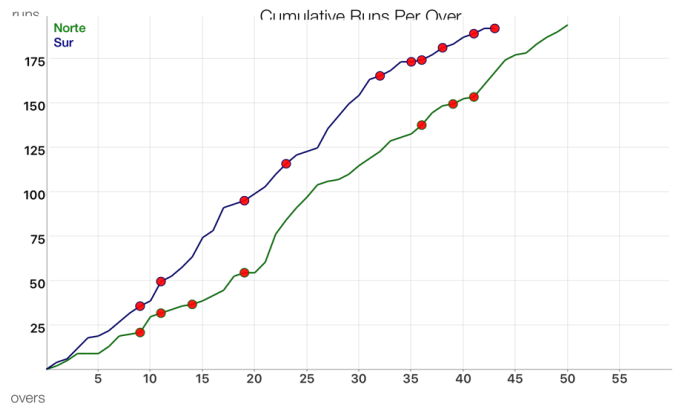
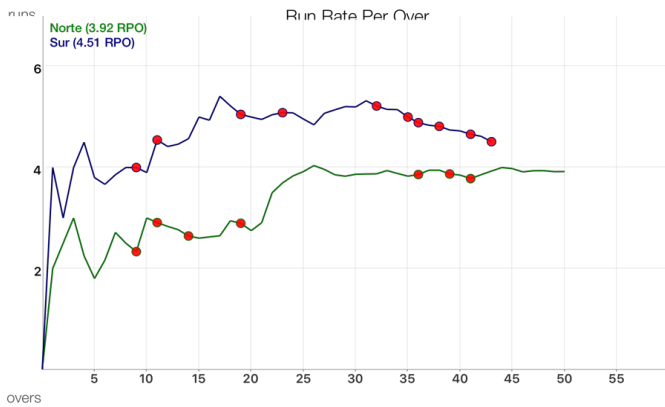
O	RUNS	WKT	BOWLER	BALL BY BALL
1	2	0	Jim Monkhouse	. 1wd . . . 1 .
2	5	0	David Mauro	. . 1wd 1wd . 1 . .
3	9	0	Jim Monkhouse	. . . 4 . . .
4	9	0	David Mauro	. . . . .
5	9	0	Jim Monkhouse	. . . . .
6	13	0	David Mauro	1wd . . 1 . 2 .
7	19	0	Jim Monkhouse	. 3wd 2 1wd . . . .
8	20	0	David Mauro	. . . . . 1
9	21	1	Hassan	. 1 W . . .
10	30	1	David Mauro	. 1wd . 2 . 1wd 4 1
11	32	2	Hassan	. W 1 1 . .
12	34	2	Dan Sutton	1wd . . . 1 . .
13	36	2	Hassan	. 2 . . . .
14	37	3	Dan Sutton	. 1 W . . .
15	39	3	Hassan	. . 1 1 . . .
16	42	3	Dan Sutton	1 . 2 . . . .
17	45	3	Hassan	. 1wd . 1wd . . 1 .
18	53	3	Dan Sutton	. 2wd . 5wd . . 1wd . .
19	55	4	Hassan	1wd 1wd . . . . . W
20	55	4	Dan Sutton	. . . . . .
21	61	4	Hassan	1wd . 1wd . . . . 4
22	77	4	Dan Sutton	2 6 4 . 4 .
23	85	4	Hassan	. . 4 . 2 2
24	92	4	Dan Sutton	. . 1 1wd . 4 1
25	98	4	Sergio Arvallo	1 1 2wd . . . 1wd 1
26	105	4	Lautaro Musiani	. . 1 4 . 2
27	107	4	Sergio Arvallo	. . 1wd . . 1wd . .
28	108	4	Lautaro Musiani	1 . . . . .
29	111	4	Sergio Arvallo	1 . 1 1wd . . .
30	116	4	Lautaro Musiani	. 4 . 1lb . .
31	120	4	Sergio Arvallo	. 1 . 3 . .
32	124	4	Lautaro Musiani	1 1 . 1 . 1
33	130	4	Matias Paterlini	2 . . . . 4by
34	132	4	Lautaro Musiani	1 . . 1 . .
35	134	4	Matias Paterlini	. 1 . . . 1
36	139	5	Lautaro Musiani	1 3 W 1 . .
37	146	5	Matias Paterlini	4 . 2 1 . .
38	150	5	Lautaro Musiani	. 2 1 . 1 .
39	151	6	Matias Paterlini	. . 1 . W .
40	154	6	Dan Sutton	. . . 1 2 .
41	155	7	Matias Paterlini	1 . . . . W
42	162	7	Dan Sutton	. 2wd . . 1wd 4 . .
43	169	7	Matias Paterlini	2wd . . 2 . 2 1
44	176	7	Dan Sutton	1 1 . 2 2 1
45	179	7	Matias Paterlini	1 . 1 . . 1
46	180	7	Hassan	. . . 1 . .
47	185	7	Matias Paterlini	. 1wd . 2 1 . 1
48	189	7	Hassan	. . . 1 1 1wd 1
49	192	7	Matias Paterlini	. . . . 2 1
50	196	7	Lautaro Musiani	. 4

# Norte vs Sur

## Manhattan



## WORM



## Norte vs Sur

## Batsmans Stats.

BATSMAN	TEAM	R	B	MIN	4s	6s	SR	SS	N/O	50s	100s
1 Alejandro Ferguson	Norte	50	70	78	5	1	71.4	34.3%		1	
2 Hernan Williams	Sur	37	45	59	3	1	82.2	44.4%			
3 Pablo Ferguson	Norte	35	63	106	3		55.6	28.6%			
4 Martin Siri	Sur	29	33	37	4	1	87.9	30.3%			
5 Matias Paterlini	Sur	24	60	93	2		40.0	23.3%			
6 Pedro Bruno	Sur	23	31	21	3		74.2	38.7%			
7 Joe Sutton	Norte	22	29	21	1		75.9	48.3%	1		
8 Pedro Arrighi	Norte	17	41	40	2		41.5	22.0%			
9 Nicolas Schulte	Norte	14	26	36	1		53.8	30.8%	1		
10 Ramiro Escobar	Sur	9	15	12	1		60.0	33.3%			
11 Lautaro Musiani	Sur	9	20	27			45.0	25.0%			
12 David Mauro	Sur	8	7	9	2		114.3	28.6%			
13 Dan Sutton	Sur	7	19	22	1		36.8	15.8%			
14 Jim Monkhouse	Sur	4	11	18			36.4	36.4%			
15 Pedro Baron	Norte	4	15	18			26.7	20.0%			
16 Chandra Mohan	Norte	4	17	20			23.5	17.6%			
17 Ambrish	Norte	3	17	23			17.6	11.8%			
18 Steven Nino	Norte	3	19	28			15.8	5.3%			
19 Sergio Arvallo	Sur	2	5	4			40.0	20.0%	1		
20 Hassan	Sur	2	8	5			25.0	25.0%			

## Bowlers Stats.

BOWLER	TEAM	W	R	O	M	B	WD	NB	CT	ST	ECON	AVG	SR
1 Hassan	Sur	3	31	10.0		60	7				3.10	10.33	20.00
2 Pedro Arrighi	Norte	3	45	10.0	1	60	6				4.50	15.00	20.00
3 Chandra Mohan	Norte	2	18	5.1		31	9				3.60	9.00	15.50
4 Gary Savage	Norte	2	32	7.0		42	7	2			4.57	16.00	21.00
5 Matias Paterlini	Sur	2	31	9.0		54	3				3.44	15.50	27.00
6 Jon Hurley	Norte	2	38	10.0		60	2		1		3.80	19.00	30.00
7 Lautaro Musiani	Sur	1	31	7.2		44					4.33	31.00	44.00
8 Dan Sutton	Sur	1	54	10.0	1	60	13		2		5.40	54.00	60.00
9 Jim Monkhouse	Sur		12	4.0	1	25	5				3.00		
10 Sergio Arvallo	Sur		15	4.0		24	6				3.75		
11 David Mauro	Sur		17	5.0	1	30	5		1		3.40		
12 Joe Sutton	Norte		29	3.0		18	9				9.67		
13 Pablo Ferguson	Norte		29	7.0		42	2				4.14		